

AXIbiperfect FXXL TS

560 - 580 Wp

High performance bifacial solar module
144 halfcell, N-Type TOPCon

The advantages:

- 15** Years 15 years Manufacturer's warranty
- 30** Years 30 years Performance guarantee
- +30%** Up to 30 % more power output by Bifacial-Technology
- TOP** More performance through innovative N-Type TOPCon-Technology
- + Wp** Guaranteed positive power tolerance from 0-5 Wp by individual measurement
- 100%** 100 % visual electroluminescence inspection in production



Exclusive linear AXITEC high performance guarantee!

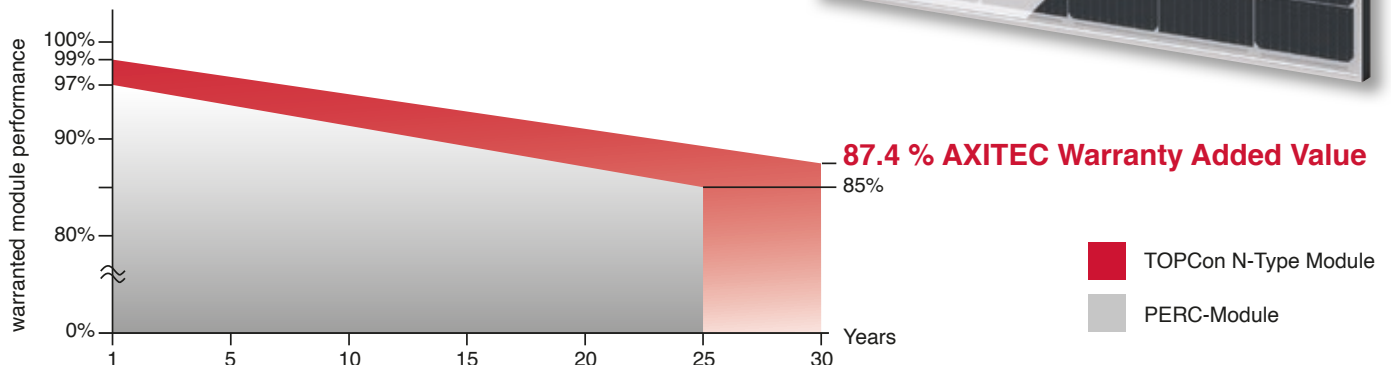


Fig. similar 144TFBEN231031A

AXIbiperfect FXXL TS 560 - 580 Wp

Electrical data (at standard conditions (STC) irradiance 1000 watt/m², spectrum AM 1.5 at a cell temperature of 25°C)

Type	AC-560TFB/144TS	AC-565TFB/144TS	AC-570TFB/144TS	AC-575TFB/144TS	AC-580TFB/144TS
Nominal output	560 Wp	565 Wp	570 Wp	575 Wp	580 Wp
Nominal voltage U _{mpp}	42.40 V	42.60 V	42.80 V	43.00 V	43.20 V
Nominal current I _{mpp}	13.21 A	13.27 A	13.32 A	13.38 A	13.43 A
Short circuit current I _{sc}	13.97 A	14.03 A	14.08 A	14.14 A	14.18 A
Open circuit voltag U _{oc}	50.60 V	50.80 V	51.00 V	51.20 V	51.40 V
Module conversion efficiency	21.68 %	21.87 %	22.07 %	22.26 %	22.45 %

Bifacial output - Backside Power gain

10% Power output	616.00 Wp	621.50 Wp	627.00 Wp	632.50 Wp	638.00 Wp
Module Efficiency	23.85 %	24.06 %	24.27 %	24.48 %	24.70 %
20% Power output	672.00 Wp	678.00 Wp	684.00 Wp	690.00 Wp	696.00 Wp
Module Efficiency	26.01 %	26.25 %	26.48 %	26.71 %	26.94 %
30% Power output	728.00 Wp	734.50 Wp	741.00 Wp	747.50 Wp	754.00 Wp
Module Efficiency	28.18 %	28.43 %	28.68 %	28.94 %	29.19 %

Design

Frontside	3.2 mm hardened, low-reflection white glass
Backside	Composite film transparent
Cells	144 N-Type TOPCon bifacial high efficiency cells
Frame	35 mm silver aluminium frame

Mechanical data

L x W x H	2278 x 1134 x 35 mm
Weight	28.5 kg with frame

Mechanical load

Design load (pressure/suction)	3600 Pa / 1600 Pa *
Test load (pressure/suction)	5400 Pa / 2400 Pa *

* depending on the type of installation according to the installation instructions

Power connection

Socket	Protection Class IP68, 3 bypass diodes
Wire	approx. 1.3 m, 4 mm ²
Plug-in system	IP68, JM608

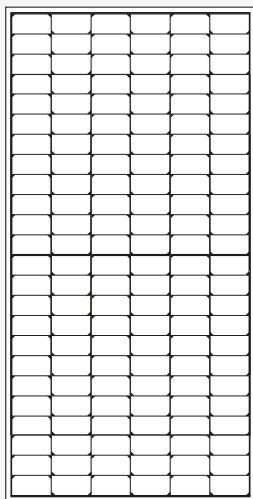
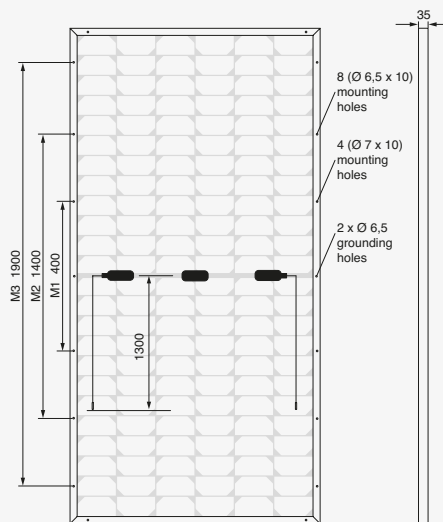


Fig. principle sketch



All dimensions in mm

Limit values

System voltage	1500 VDC
NOCT (nominal operating cell temperature)*	45°C +/-2K
Reverse current feed IR	30.0 A

Permissible operating temperature	-40°C to 85°C / -40F to 185F
Bifaciality	80 % ± 5 %
Fire class / Protection class	C (UL790) / II

(No external voltages greater than U_{oc} may be applied to the module)

* NOCT, irradiance 800 W/m²; AM 1.5; wind speed 1 m/s; Temperature 20°C

Temperature coefficients

Voltage U _{oc}	-0.26 %/K
Current I _{sc}	0.046 %/K
Output P _{mpp}	-0.31 %/K

Low-light performance (Example for AC-580TFB/144TS)

I-U characteristic curve	Current I _{pp}	Voltage U _{pp}
200 W/m ²	2.74 A	41.58 V
400 W/m ²	5.54 A	42.06 V
600 W/m ²	8.27 A	42.38 V
800 W/m ²	10.94 A	42.75 V
1000 W/m ²	13.43 A	43.20 V

Packaging

Module pieces per pallet	31
Module pieces per HC-container	620

