



AC-250P/156-60S
 AC-255P/156-60S
 AC-260P/156-60S

www.axitecsolar.us

AXITEC[®]
 high quality german solar brand

AXIplus SE black

60 cell/polycrystalline photovoltaic modules
 High performance photovoltaic modules
 optimized by SolarEdge



German engineered –
 made for America



12 Years
 12 years manufacturer's warranty
 Two more years than industry standard



Wp
 Positive power tolerance from 0-5 Wp
 Higher guaranteed yield



113 PSF
 Snow load of up to 113 psf
 Stable module for a long life in extreme condition



BOS
 Lower BOS costs thanks to 60% longer strings



MPP
 Optimised energy output by maximised power
 by each module



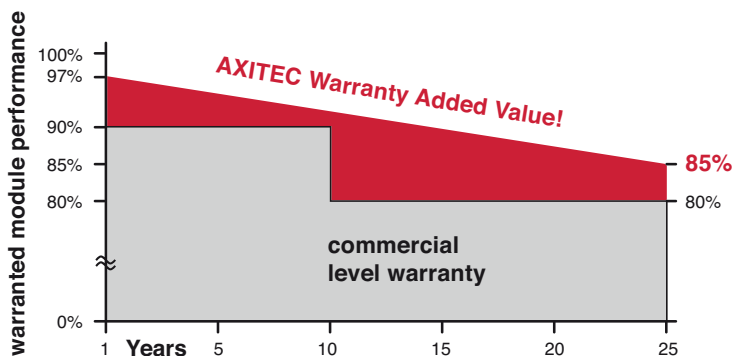
SAFETY
 High security by deactivation of module power



Fig. similar 60P156USA150603A

Exclusive linear AXITEC high performance guarantee!

- 15 years manufacturer's guarantee on 90% of the nominal performance
- 25 years manufacturer's guarantee on 85% of the nominal performance
- Warrants around 6% more than the market standard



Module Fire Performance:
 TYPE 1 (UL 1703)
 CLASS C (IEC61730)

Electrical data (at standard conditions (STC) irradiance 1000 watt/m², spectrum AM 1.5 at a cell temperature of 25° C)

Type	Nominal output P _{mpp}	Nominal voltage U _{mpp}	Nominal current I _{mpp}	Short circuit current I _{sc}	Open circuit voltage U _{oc}	Module conversion efficiency
AC-250P/156-60S	250 Wp	30.70 V	8.18 A	8.71 A	37.80 V	15.37 %
AC-255P/156-60S	255 Wp	30.80 V	8.30 A	8.84 A	37.92 V	15.67 %
AC-260P/156-60S	260 Wp	30.92 V	8.43 A	9.01 A	38.00 V	15.98 %

String Lengths (computed automatically by SolarEdge Site Designer)

Module Power		250	255	260
MINIMUM String size with SolarEdge Inverter	1ph	8		
	3ph-208V	10		
	3ph-480V	18		
MAXIMUM String size with SolarEdge Inverter	1ph	21	20	20
	3ph-208V	24	23	23
	3ph-480V	50	50	49

Output Voltages and Currents

Operating Output Voltages when connected to SolarEdge Inverter	5 - 60	V _{dc}
Maximum Output Current when connected to SolarEdge Inverter	15	A _{dc}
Output in Standby mode with SolarEdge Inverter (when disconnected from Inverter or Inverter off)	1	V _{dc}

Junction Box Standard Compliance

Fire Safety	VDE-AR-E 2100-712:2013-05
PV Junction Box Safety	IEC62109-1 (class II safety, TUV-SUD), UL1741 (TUV-Rheinland & CSA)
PV Junction Box	EN50548 (TUV-SUD), UL3730 (TUV-Rheinland & CSA)

Design

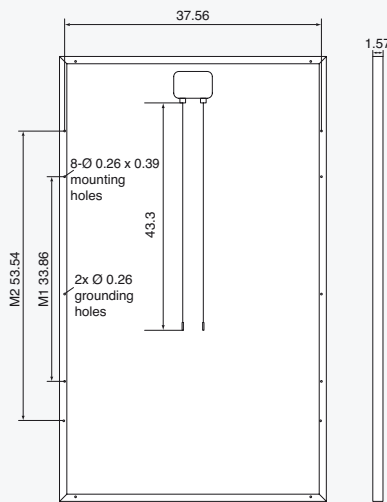

Frontside	0.13 inch (3.2 mm) hardened, low-reflection white glass
Cells	60 polycrystalline high efficiency cells 6 inch (156 x 156 mm)
Backside	Composite film
Frame	1.57 inch (40 mm) black anodized aluminium frame

Mechanical data

L x W x H	64.57 x 39.06 x 1.57 inch (1640 x 992 x 40 mm)
Weight	40.78 lbs (18,5 kg) with frame

Power connection

Socket	Protection Class IP65 (3 bypass diodes)
Wire	43.3 inch, AWG 11
Plug-in system	Plug/socket IP67



All dimensions in inch

Limit values

System voltage	1000 VDC (UL) 1000 VDC (IEC)
NOCT (nominal operating cell temperature)*	45°C +/-2K
Max. load-carrying capacity	113 PSF
Reverse current feed IR	15.0 A

Permissible operating temperature: -40C to 85C / -40F to 185F
(No external voltages greater than Vo may be applied to the module)

* NOCT, irradiance 800 W/m²; AM 1.5;
wind speed 1 m/s; Temperature 20°C

Temperature coefficients

Voltage U _{oc}	-0.30 %/K
Current I _{sc}	0.04 %/K
Output P _{mpp}	-0.42 %/K

Low-light performance (Example for AC-260P/156-60S)

I-U characteristic curve	Current I _{pp}	Voltage U _{pp}
200 W/m ²	1.70 A	30.10 V
400 W/m ²	3.42 A	30.15 V
600 W/m ²	5.41 A	30.52 V
800 W/m ²	6.82 A	30.86 V
1000 W/m ²	8.43 A	30.92 V

Packaging

Module pieces per pallet	25
Module pieces per HC-container	700