






AXIhycon 5H-10H 5 kW / 6 kW / 8 kW / 10 kW

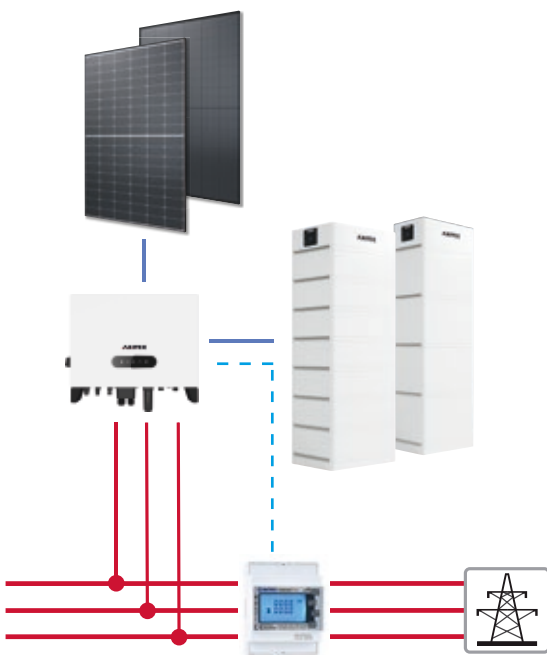
PV Hybrid Inverter
compatible with AXIstorage Li SV1 / SV2

Advantages:

-  2 MPP trackers for individual design of the PV system
-  Up to maximum 16A DC MPPT input current and 24A Isc
-  UPS reaction time < 10 ms
-  Supports Peak Shaving Mode
-  Process optimization for longer battery life



AXIhyconEN231017



AXIhycon 5H-10H

Electrical Data

Models	5H	6H	8H	10H
Input DC (PV)				
Recommended max. PV power	8 kW	9.6 kW	12.8 kW	16 kW
Max. input voltage	1000 V			
Rated voltage	600 V			
Start-up voltage	160 V			
MPPT voltage range	200 - 850 V			
Max. input current	16 A / 16 A			
Max. short circuit current	24 A / 24 A			
MPPT nr. / Max. input strings nr.	2 / 2			

Input DC (Battery)

Battery type	Li-ion			
Battery voltage range	120-600 V			
Max. charge / discharge power	5 kW	6 kW	8 kW	10 kW
Max. charge / discharge current	25 A	25 A	50 A	50 A
Communication	CAN			

Output AC (Grid)

Rated output power	5 kW	6 kW	8 kW	10 kW
Max. apparent output power	5 kVA	6 kVA	8 kVA	10 kVA
Rated grid voltage	3/N/PE, 380 V / 400 V			
Rated grid frequency	50 Hz / 60 Hz			
Rated grid output current	7.6 A/7.2 A	9.1 A/8.7 A	12.2 A/11.5 A	15.2 A/14.4 A
Max. output current	8.4 A/7.9 A	10 A/9.6 A	13.4 A/12.7 A	16.7 A/15.8 A
Power factor	> 0.99 (0.8 leading - 0.8 lagging)			
THDi	< 3 %			

Output AC (Back-up)

Rated output power	5 kW	6 kW	8 kW	10 kW
Max. apparent output power	8 kVA, 60 sec	9.6 kVA, 60 sec	12.8 kVA, 60 sec	16 kVA, 60 sec
Back-up switch time	< 10 ms			
Rated output voltage	3/N/PE, 380 V / 400 V			
Rated frequency	50 Hz / 60 Hz			
Rated output current	7.6 A/7.2 A	9.1 A/8.7 A	12.2 A/11.5 A	15.2 A/14.4 A
THDv (linear load)	< 2 %			

Efficiency

Max. efficiency	97.87 %	97.91 %	98.03 %	98.04 %
EU efficiency	96.77 %	97.1 %	97.41 %	97.51 %
BAT charged by PV Max. efficiency	98.37 %	98.45 %	98.22 %	98.31 %
BAT charged /discharged to AC Max. efficiency	97.32 %	97.34 %	97.5 %	97.5 %

Protection

- Anti-Islanding
- Output over current protection
- Short circuit protection
- Integrated AFCI (DC arc-fault circuit protection / Activation required.)
- Integrated DC switch
- DC polarity protection
- PV overvoltage protection type II
- Battery reverse protection

General Data

Dimensions (W x H x D)	600 x 500 x 230 mm
Weight	32.6 kg
Topology	Transformerless
Self-consumption (night)	< 25 W
Operating ambient temp. range	-25 ~ + 60°C
Ingress protection	IP66
Cooling concept	Natural convection
Max. operation altitude	4000 m

Grid connection standard

G98 or G99, VDE-AR-N 4105 / VDE V 0124, EN 50549-1, VDE 0126 / UTE C 15/VFR:2019, RD 1699/RD 244 / UNE 206006 / UNE 206007-1, CEI 0-21, C10/11, NRS 097-2-1, TOR, EIFS 2018.2, IEC 62116, IEC 61727, IEC 60068, IEC 61683, EN 50530, MEA, PEA

Safety / EMC standard

IEC / EN 62109-1/-2, IEC / EN 61000-6-1/-3

Features

DC connection	MC4 connector
Battery connection	Quick connection plug
AC connection	Quick connection plug
Display	LED + Bluetooth + APP
Communication	CAN, RS485, Wi-Fi, LAN

Delivery

- Hybrid Inverter
- Wi-Fi / LAN - Data Logger
- Smart Meter SDM630MCT